




Costruttore C.P.S. srl  
Via Emilia levante, 281, 48014 Castel Bolognese (RA) - ITALIA  
Tel. +39 (0)546 653833 Fax. +39 (0)546 656205  
e-mail [info@copma-cranes.com](mailto:info@copma-cranes.com)  
[www.copma-cranes.com](http://www.copma-cranes.com)

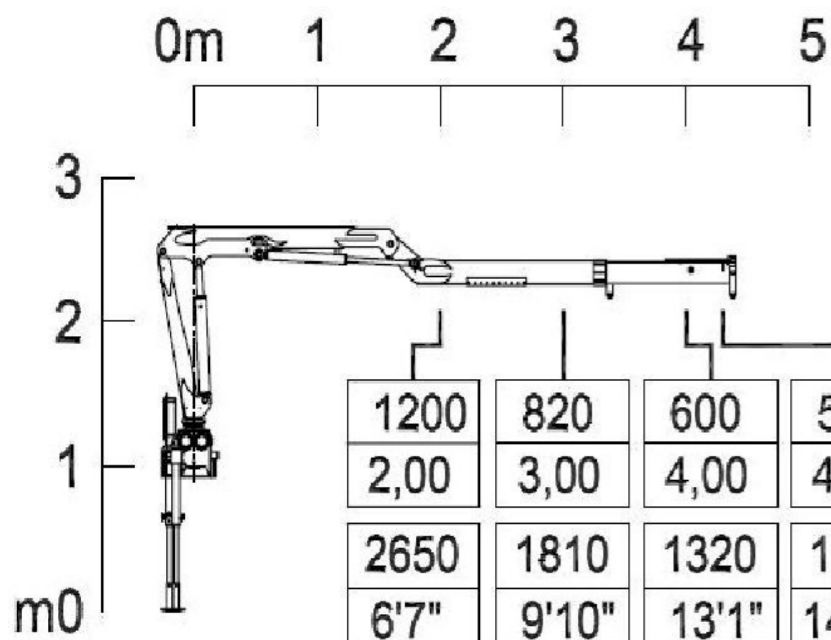
*caricatori \_ truck loaders H1B4*



power & technology

- ▶ Scheda tecnica
- ▶ Fiche technique
- ▶ Technische Daten
- ▶ Technical features
- ▶ Ficha tecnica
- ▶ Folha de dados



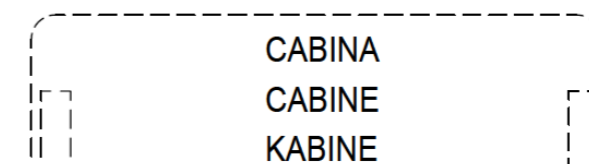
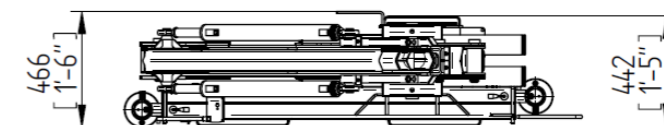
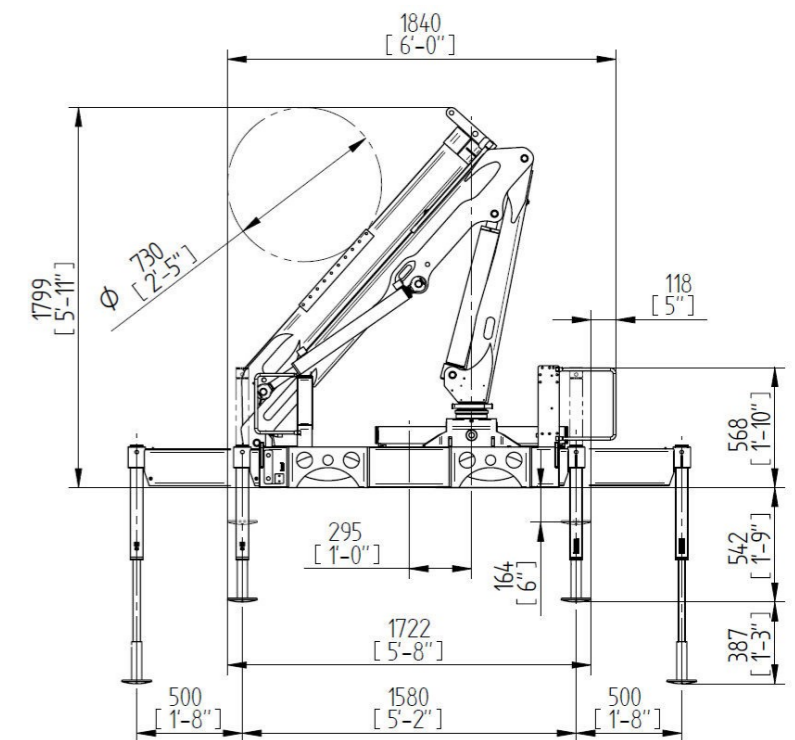
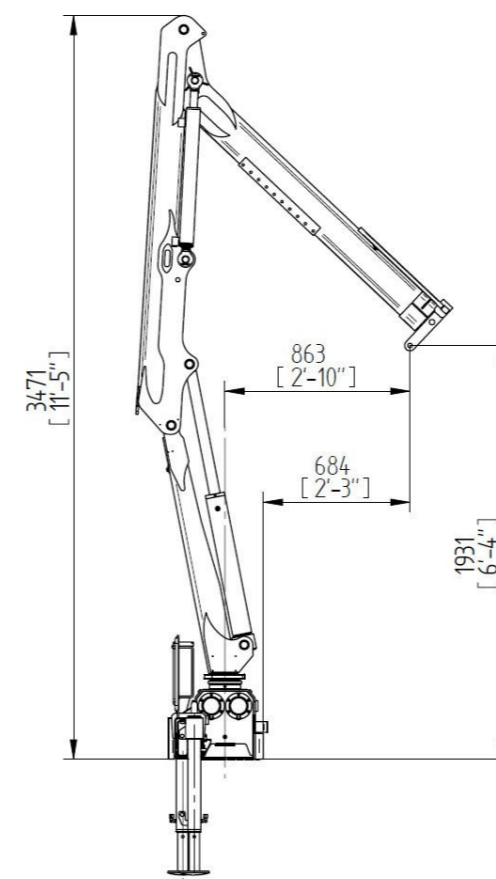
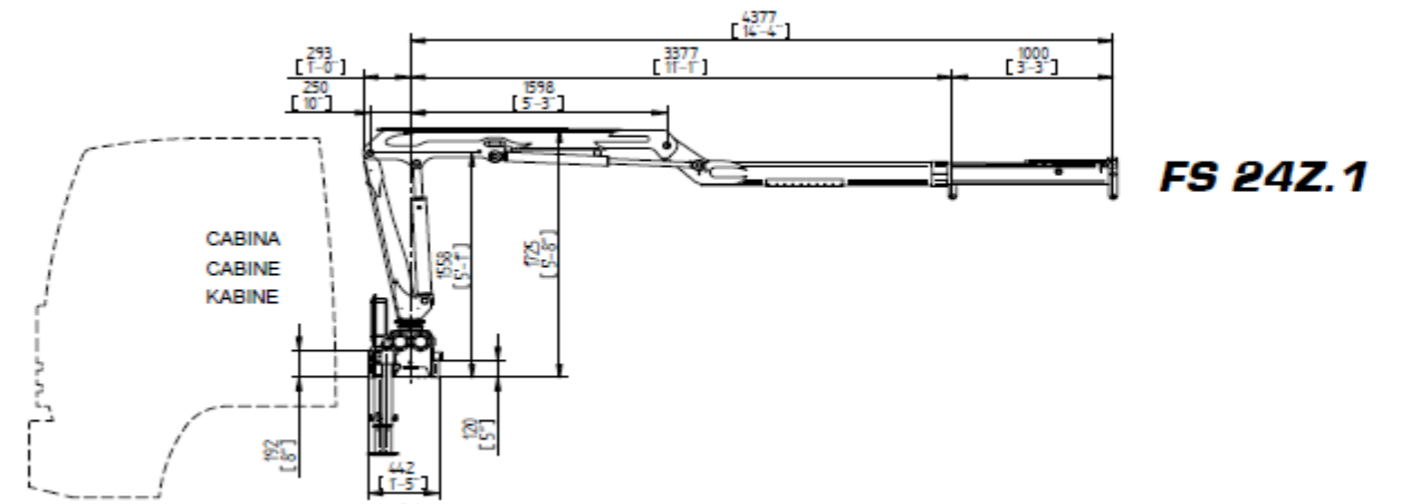


# FS 24Z



1200	820	600	550	kg
2,00	3,00	4,00	4,30	m
2650	1810	1320	1210	lb
6'7"	9'10"	13'1"	14'1"	ft

<b>Momento max sollevamento / Couple de levage / Hubmoment / Momento / Max lifting moment</b>	<b>kNm</b>	<b>24</b>
<b>Coppia max rotazione 2 cremagliere / Max Shwenkmoment 2 Drehkranz/ Couple maxi. De rotation 2 crem./ Potencia máxima de giro 2 cremallera2/ Slewing torque 2 racks</b>	<b>daNm</b>	<b>800</b>
<b>Pressione max lavoro / Druck / Pression / Pression / Max working pressure</b>	<b>bar</b>	<b>220</b>
<b>Portata pompa ottimale / Fördermenge der pumpe / Portée de la pompe / Caudal de la bomba / Recommended pump delivery</b>	<b>l/m</b>	<b>10</b>
<b>Angolo di rotazione / Schwenkbereich / Giro / Rotation / Slewing angle</b>	<b>°</b>	<b>400</b>
<b>Peso gru / Gewicht / Poids / Peso / Crane weight</b>	<b>kg</b>	<b>520</b>



I dati e le descrizioni del presente catalogo sono forniti a titolo indicativo e non sono vincolanti. COPMA si riserva il diritto di modificarli senza preavviso. Technical features are not binding. COPMA reserves itself the right to any modification without notice.